



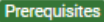

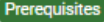

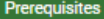




1. Log in to **my.uah.edu**
2. On the home page, scroll down to find **Schedule Planner** in the middle column
3. Select **Fall 2022** then **save and continue**
4. Select 
5. Select **Subject**, select **Course**, then click add course for every course and lab on your registration sheet
6. Select  when you've added all of your classes
7. Click  **Options** for each course. Deselect course sections you do not want.

For example: you want only in person courses, deselect courses that are online. For an honors section of a course, select the "H" section. Only online courses, deselect the in person sections for each course and/or lab.

<input type="checkbox"/>	Section	Component	Seats Open	Parts of Term	Instructor	Day(s) & Location(s)
<input checked="" type="checkbox"/>	 01	Lecture	20	Fall 2022 - Full Term	Niemiller, Katharina Denise Kendall	ONLN ONLINE
						
<input type="checkbox"/>	 02	Lecture	47	Fall 2022 - Full Term	Cruz-Vera, Luis R	MWF 9:40am - 10:35am - SST 107
						
<input type="checkbox"/>	 03	Lecture	72	Fall 2022 - Full Term	Baudry, Jerome Y	TTh 6:00pm - 7:20pm - SST 107
						

8. Then click 
9. Select View to the left of each schedule. View each schedule until you find the one you want.
10. Scroll to top, click 
11. Select Register and you are registered for classes!

- Navigate to the Current Class Schedules | <https://www.uah.edu/cgi-bin/schedule.pl>
- Select the term for which you intend to register for courses
 - [UAH: Summer 2021 Course Listing](#)
 - [UAH: Fall 2021 Course Listing](#)
 - [UAH: Spring 2022 Course Listing](#)
 - [UAH Interactive Class Schedule](#)
- On the next page, select the department for the class you want

BYS/Biological Sciences

08/18/2021 - 12/10/2021 (Full Term)

Sec Type	CRN	Course	Title	Credit	Max			Wait			Start	End	Bldg	Room	Instructor
					Enrl	Enrl	Avail	List	MTYP	Days					
S	90055	100 01	INTRO HEALTH PROFESSIONS	1.0	50	0	50	0	F	01:00PM	01:55PM	ONLN	ONLINE	Wolf Paul	
A	90056	109 01	FUNDAMENTALS OF BIOLOGY	4.0	40	0	40	0	TBA	TBA		ONLN	ONLINE	Niemiller Katharina	
A	90057	109L 01	LABORATORY	.0	40	0	40	0	TBA	TBA		ONLN	ONLINE	Niemiller Katharina	
A	90058	119 01	PRINCIPLES OF BIOLOGY	4.0	60	0	60	0	TBA	TBA		ONLN	ONLINE	Niemiller Katharina	
T	90059	119 02	PRINCIPLES OF BIOLOGY	4.0	124	0	124	0	MWF	09:40AM	10:35AM	SST	109	Culumber Zachary	
T	90060	119 03	PRINCIPLES OF BIOLOGY	4.0	116	0	116	0	TR	06:00PM	07:20PM	SST	109	Baudry Jerome	

- Look through the course types and times/locations to find the section that works best for you
- Make note of the five-digit **Course Registration Number (CRN)** in the second column - this is the code you will use to add your preferred section to your shopping cart

Section Type:

- T:** Traditional, in-person
- A:** Asynchronous, online
at your leisure
- S:** Synchronous, online
scheduled meeting times
- Y:** Hybrid, in-person & online
- MTWRF:** Monday, Tuesday, Wednesday, Thursday, Friday
- TBA:** Asynchronous - no designated meeting times

- Repeat for each of your classes
- Once you have your list of CRN's, navigate to **my.uah.edu** and in the middle column, select Add or Drop Classes
- Use the drop-down menu to select the term for which you are registering for
- In the Worksheet, enter the CRN for each class in a separate box

Add Classes Worksheet

CRNs

- Once you **Submit Changes**, you are registered for classes!