



The Student Achievement Measure is supported by six sponsoring associations, working together to provide a more comprehensive and accurate picture of student progress and completion as students move across institutions and state boundaries.

### University of Alabama in Huntsville

The University of Alabama in Huntsville is a “very high research activity” institution in the new Carnegie classification, placing it among the top 73 public research universities in the nation, and U.S. News and World Report ranks UAH as a Tier 1 national university. The campus is the anchor tenant in Cummings Research Park, the second largest university research park in the United States and is located near Redstone Arsenal, the site for NASA’s Marshall Space Flight Center and several major U.S. Army research laboratories. UAH prepares students for demanding positions in Engineering, the Sciences, Business, Nursing, and the Liberal Arts. Approximately 10,000 students currently attend the university; 8,027 are undergraduate students.



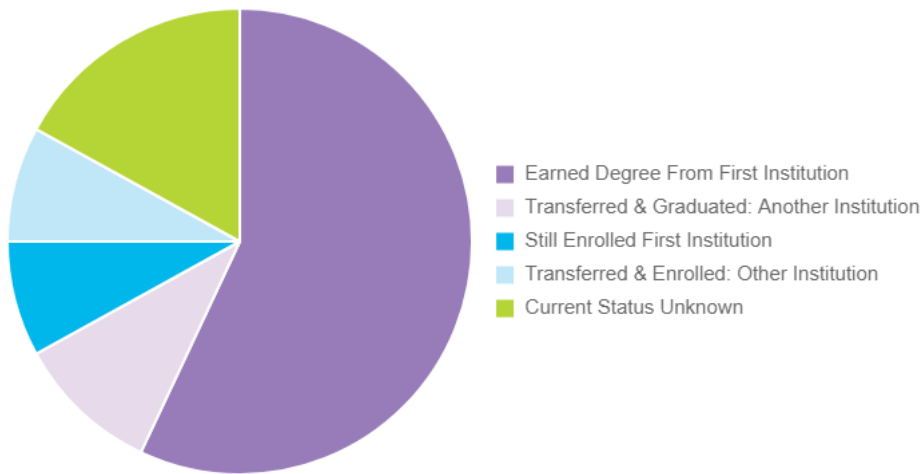
Website: [www.uah.edu](http://www.uah.edu)

Email: [uahadmissions@uah.edu](mailto:uahadmissions@uah.edu)

National Accountability Initiative Participant Site: <http://www.collegeportraits.org/AL/UAH>

### Fall 2014 First-time Full-time Cohort

#### 6-year outcomes for undergraduate bachelor’s-seeking students as of 2020



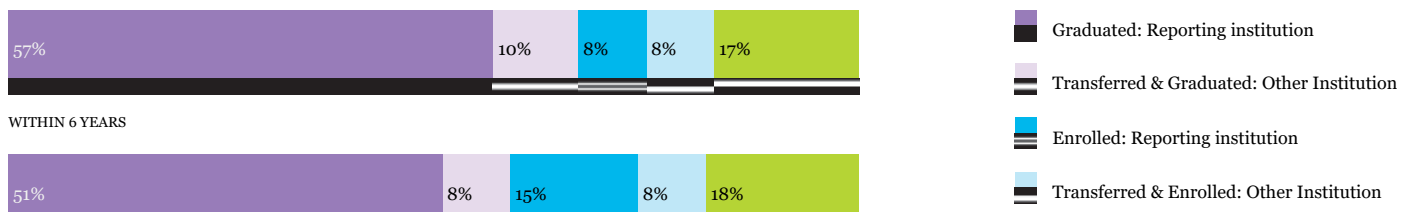
### BACHELOR’S MODEL

#### First-Time Full-Time

#### First-Time Full-Time Students Starting Fall 2014

Number of students: 713

roll over each bar for detail data

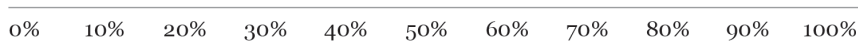




WITHIN 5 YEARS



WITHIN 4 YEARS



[hide detail data for graph »](#)

### University of Alabama in Huntsville | Bachelor's Seeking Model - First-Time Full-Time

OUTCOMES FOR STUDENT STARTING AT UNIVERSITY OF ALABAMA IN HUNTSVILLE IN FALL 2014 BY SUMMER 2020				WITHIN 4 YEARS		WITHIN 5 YEARS		WITHIN 6 YEARS	
		2014-15	2015-16	2016-17	2017-18	2018-19	2019-20		
	Bachelor's degree from University of Alabama in Huntsville	0%	0%	1%	31%	51%	57%		
+	Associate and/or Certificate degree from University of Alabama in Huntsville	0%	0%	0%	0%	0%	0%		
=	<b>Total Graduated from University of Alabama in Huntsville</b>	<b>0%</b>	<b>0%</b>	<b>1%</b>	<b>31%</b>	<b>51%</b>	<b>57%</b>		
	Bachelor's degree from another institution	0%	0%	1%	2%	4%	5%		
+	Associate and/or Certificate degree from another institution	0%	1%	2%	3%	4%	5%		
=	<b>Total Graduated from another institution</b>	<b>0%</b>	<b>1%</b>	<b>3%</b>	<b>5%</b>	<b>8%</b>	<b>10%</b>		
	<b>Enrolled at University of Alabama in Huntsville</b>	<b>96%</b>	<b>80%</b>	<b>71%</b>	<b>38%</b>	<b>15%</b>	<b>8%</b>		
	Enrolled at another 4-year institution	0%	3%	6%	5%	5%	4%		
+	Enrolled at another 2-year institution	0%	8%	7%	4%	3%	4%		
=	<b>Total Transferred and enrolled at another institution</b>	<b>0%</b>	<b>11%</b>	<b>13%</b>	<b>9%</b>	<b>8%</b>	<b>8%</b>		
	<b>Current Status Unknown</b>	<b>4%</b>	<b>8%</b>	<b>12%</b>	<b>17%</b>	<b>18%</b>	<b>17%</b>		

### Full-Time Transfer



#### Full-Time Transfer Students Starting Fall 2014

Number of students: 545

*roll over each bar for detail data*



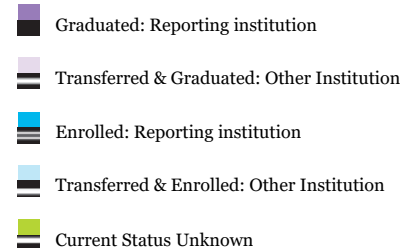
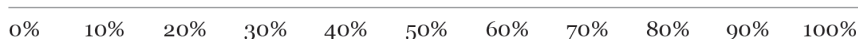
WITHIN 6 YEARS



WITHIN 4 YEARS



WITHIN 2 YEARS



[hide detail data for graph »](#)

## University of Alabama in Huntsville | Bachelor's Seeking Model - Full-Time Transfer

OUTCOMES FOR STUDENT STARTING AT UNIVERSITY OF ALABAMA IN HUNTSVILLE IN FALL 2014 BY SUMMER 2020		WITHIN 2 YEARS			WITHIN 4 YEARS		WITHIN 6 YEARS
		2014-15	2015-16	2016-17	2017-18	2018-19	2019-20
	Bachelor's degree from University of Alabama in Huntsville	4%	16%	43%	57%	63%	64%
+	Associate and/or Certificate degree from University of Alabama in Huntsville	0%	0%	0%	0%	0%	0%
=	<b>Total Graduated from University of Alabama in Huntsville</b>	<b>4%</b>	<b>16%</b>	<b>43%</b>	<b>57%</b>	<b>63%</b>	<b>64%</b>
	Bachelor's degree from another institution	0%	1%	3%	6%	7%	9%
+	Associate and/or Certificate degree from another institution	2%	1%	1%	2%	3%	3%
=	<b>Total Graduated from another institution</b>	<b>2%</b>	<b>2%</b>	<b>4%</b>	<b>8%</b>	<b>10%</b>	<b>12%</b>
	<b>Enrolled at University of Alabama in Huntsville</b>	<b>88%</b>	<b>63%</b>	<b>31%</b>	<b>12%</b>	<b>6%</b>	<b>3%</b>
	Enrolled at another 4-year institution	1%	6%	6%	6%	3%	3%
+	Enrolled at another 2-year institution	0%	2%	2%	0%	1%	1%
=	<b>Total Transferred and enrolled at another institution</b>	<b>1%</b>	<b>8%</b>	<b>8%</b>	<b>6%</b>	<b>4%</b>	<b>4%</b>
	<b>Current Status Unknown</b>	<b>5%</b>	<b>11%</b>	<b>14%</b>	<b>17%</b>	<b>17%</b>	<b>17%</b>