








Suggested Activities for Week of June 22-26

	Daily Social Emotional Connection	Language/Literacy Opportunity	Physical Activity	Additional Activity
<p>Monday</p>	<p>I Love You Ritual Twinkle Twinkle Little Star</p> <p>https://youtu.be/wmAVJoD_LCVq</p> <p>Twinkle twinkle little star (Adult and child face each other wiggling and touching the tips of each other fingers)</p> <p>What a wonderful child you are (Adult and child smile at each other)</p> <p>With bright eyes and nice round cheeks (Adult traces child's eyebrows and cheeks)</p> <p>A talented person from head to feet (Adult gently taps child's head and feet)</p> <p>Twinkle twinkle little star (Adult and child face each other wiggling and touching the tips of each other fingers)</p> <p>What a wonderful child</p>	<p>Daniel's First Fireworks</p> <p>https://youtu.be/g4uoMjDJyvo</p> <p>Do you like fireworks?</p>	<p>Family picnic if weather permits</p>	<p>Math:</p>  <p>Slice up 2 or 3 different pool noodles and use them to create simple patterns.</p>

	you are (Adult and child hug)			
Tuesday	Practice Drain Breathing 3 times https://www.youtube.com/watch?v=IhPloOJGC30	Language Lesson One: Answering Questions Watch Yes, I Can by Super Simple Songs. Pause the video after the first question for each animal. Ask your child what that animal can do. See if you can come up with several things the animal can do before playing the video to see what the animal can do. https://www.youtube.com/watch?v=Ir0Mc6Qilo	Water cup race (fill cup with water, race with family)	Fine Motor Activity: Use pretzels and marshmallows to create constellations  <i>Hot School</i> EDIBLE CONSTELLATIONS 
Wednesday	I Love You Ritual Twinkle Twinkle Little Star	Pete the Cat: Out of this World https://youtu.be/Jh2XdKTI0pc - Would you like to go to space? Draw a picture of you in your rocket ship or exploring space. What would you see?	Boom! Crash! Fireworks! Children pretend to be fireworks! When you yell, Boom! They start making fireworks movements/sounds and when you say "Crash!" they fall to the floor.	Math Activity: Moon Math Activities

				<p>Space Counting Activity Play Dough Craters</p>  <p>JDaniel's Mom for Pre-K Pages</p> <p>https://www.pre-kpages.com/moon-math-activities-for-preschoolers/</p> <p>Fine Motor Activity: use black paper, chalk, and stickers to create constellations</p> 
<p>Thursday</p>	<p>Family Sensory Activity: Fireworks Sensory Tubes!</p>	<p>Language Lesson Two: Telling Why Watch The Elephant Song by Eric Herman. Pause the video when the child says "no." See</p>	<p>March to the songs, "You're a grand old flag"</p>	<p>Science Activity: Amazing Fireworks Display Set to the 1812 Overture!!! https://www.pbs.org/video</p>

	https://www.learning4kids.net/2015/12/23/sparkly-fireworks-sensory-tub/	<p>if your child can tell you what's silly about the picture. Discuss why the animal can't do that action.</p> <p>https://www.youtube.com/watch?v=yihq8BlhL9c</p>		<p>/a-capitol-fourth-fireworks-and-the-1812-overture/</p> <p>Create fireworks in your milk? Absolutely!</p> <p>http://www.sciencefun.org/kidszone/experiments/milk-art/</p> <p>Fireworks in a glass? This sounds amazing!</p> <p>http://www.sciencefun.org/kidszone/experiments/water-fireworks/</p>
Friday	<p>Family Focus Friday: Create one goal of what you will do as a family to have fun this weekend</p>	<p>Outer Space ABCs</p> <p>https://youtu.be/Sc0UhOnxslow</p> <p>Sing along with the ABC song! What letters are in your name and your family's names?</p>	<p>Sand/Water play outside!</p> <p>Use large bowls or buckets to add red and blue color if you have food coloring or any paint.</p>	<p>Fine Motor Activity:</p> <p>use aluminum foil & glue/paint to stamp a moon</p> <p>*link: https://www.adabofgluewilldo.com/foil-printed-moon-craft/</p>

				 <p>Foil Printed Moon <i>Craft</i></p> 
--	--	--	--	--------------------------------------------------------------------------------------------------------------------------------------------------------------------------------------------------------------------------