




**Suggested Activities for Week of June 1-5**

	<b>Daily Social Emotional Connection</b>	<b>Language/Literacy Opportunity</b>	<b>Physical Activity</b>	<b>Additional Activity</b>
<b>Monday</b>	<p>I Love You Ritual</p> <p>Mr, Sun</p> <p><a href="https://youtu.be/YgwJnja4lwE">https://youtu.be/YgwJnja4lwE</a></p> <p>SONGS FOR I LOVE YOU RITUALS VOL. 1</p> <p>Lyrics: Dr. Becky Bailey &amp; Music: Mar. Harman</p> <p>Oh Mr. Sun, Sun, Mr. Golden Sun.</p> <p>Won't you smile down on my friend_____?</p> <p>Repeat 2 times</p>	<p>In the Small, Small Pond</p> <p><a href="https://youtu.be/CHmWYg4KvZA">https://youtu.be/CHmWYg4KvZA</a></p> <p>What animals did you see in the story? (Frogs, Geese, Dragonflies, Turtles, Herons, Beavers, Muskrats) Which is your favorite pond animal? Draw a picture of it or talk about why it's your favorite.</p>	<p>Move about: Going Camping song</p> <p><a href="http://www.LBBJunior.com">http://www.LBBJunior.com</a></p>	<p>Math Activity</p> <p>Jelly bean math – sort by color into the corresponding color circle- or graph the jelly bean colors</p> <p><a href="https://teachingmama.org/wp-content/uploads/2013/07/JellyBeanMath.pdf">https://teachingmama.org/wp-content/uploads/2013/07/JellyBeanMath.pdf</a></p> <p>Fine Motor Activity Toothpick Hedgehogs</p>  <p><i>Apple Hedgehogs: Fine Motor Activity</i></p> <p>by Rhythms of Play for the 50 States</p> <p>*Adults: slice an apple in half *Students will stick toothpicks into the skin of an apple to create its prickly exterior</p>

<p><b>Tuesday</b></p>	<p>Practice Balloon Breathing 3 times <a href="https://www.youtube.com/watch?v=C7bkP6VePCU">https://www.youtube.com/watch?v=C7bkP6VePCU</a></p>	<p>Language Lesson One: Descriptive Words</p> <p>Watch the Big Brown Boogieing Bear by the StoryBots. Dance along with your child. Find stuffed animals to dance and help your child describe them (small, pink rabbit or fluffy, yellow duck).</p> <p><a href="https://www.youtube.com/watch?v=3kiKmiimZMM&amp;t=2s">https://www.youtube.com/watch?v=3kiKmiimZMM&amp;t=2s</a></p>	<p>Go on a "bug walk" search for bugs</p>	<p>Fine Motor Activity Chocolate Bear Painting</p>  <p>*Mix cocoa powder with water to make brown paint or use chocolate pudding *Paint pictures of bears using fingers or a brush *Link to bear pictures: <a href="https://printablefreesheet.com/drawings/animals/bear/">https://printablefreesheet.com/drawings/animals/bear/</a></p>
<p><b>Wednesday</b></p>	<p>I Love You Ritual Mr. Sun</p>	<p>Watch The Big Wide Mouth Frog <a href="https://youtu.be/KBTuedgaiJE">https://youtu.be/KBTuedgaiJE</a></p> <p>Make your own wide mouth frog using a paper plate or piece of paper cut in a circle.</p>	<p>Bug Movement- Parents can say: crawl like a spider, wiggle like a worm, jump like a grasshopper, march like an ant, slide like a snail</p>	<p>Math Activity</p> <p>Cooked spaghetti shapes- use cooked noodles to create shapes- triangle, circle, square, rectangle, oval etc.</p>

		<p>Color it green and add a tongue!</p> 		
<b>Thursday</b>	<p>Family Sensory Activity:</p> <p><b>Pond Life Nest Building (Sensory Play)</b> Provide playdough and outdoor nest items such as twigs, leaves, etc. and some plastic ducks, birds, etc. The children work on making nests for their ducks and birds at the pond.</p>	<p>Language Lesson Two: Prepositions</p> <p>Watch We're Going on a Bear Hunt by The Kidboomers. Do the actions along with your child. After the video, go on a stuffed animal hunt. Go over, under, and around furniture during your hunt. Have your child tell if it's over, under, etc.</p> <p><a href="https://www.youtube.com/watch?v=5_ShP3fiEhU">https://www.youtube.com/watch?v=5_ShP3fiEhU</a></p>	Ride a bike or scooter fast/slow	<p>Science Activity:</p> <p><b>Life Cycle of a Frog Video</b> <a href="https://www.youtube.com/watch?v=AMs3waaW75g">https://www.youtube.com/watch?v=AMs3waaW75g</a></p> <p><b>Pond Life Science Exploration Bug Painting</b> Place pint in shallow tins or paper plates. Provide plastic bugs, frogs, lizards, and other pond creatures. The children dip their bugs into the shallow tray of paint and press onto their papers. Look at the differences in the prints made. Provide a shallow bin of warm soapy water for wash up!</p>
<b>Friday</b>	<p>Family Focus Friday: Create one goal of what you will do as a family to have fun this weekend</p>	<p>Listen to Let's Make Words Song <a href="https://youtu.be/RyRwuV0SPzA">https://youtu.be/RyRwuV0SPzA</a></p>	<p>A Camping We Will Go: <a href="http://youtube.com/kibo">http://youtube.com/kibo</a></p>	<p>Fine Motor Activity: <u>Yarn Wrapped Foxes</u></p>

Watch the Let's Make Words Song. Encourage your child to help blend the sounds together to make words!

[omu](#)



\*Adults: cut a piece of cardboard into a triangle and long piece of yarn or string

\*Students will wrap their yarn or string around the fox. If no googly-eyes or pom poms, students can draw eyes and nose with a marker.