







Suggested Activities for Week of

	Daily Social Emotional Connection	Language/Literacy Opportunity	Physical Activity	Additional Activity
Monday	<p>I Love You Ritual</p> <p>Round and Round the Garden</p> <p>Video: https://www.youtube.com/watch?v=8UnHecYGND0&feature=youtu.be</p> <p>Round and round the garden</p> <p>(Adult holds child's hand, drawing circles on the palm)</p> <p>Goes the teddy bear</p> <p>(Adult continues drawing circles on the child's palm)</p> <p>One step, two step,</p> <p>(Adult tiptoes fingers up child's arm)</p> <p>tickle under there.</p> <p>(Adult tickles child under chin)</p> <p>Repeat</p>	<p>Watch The Very Hungry Caterpillar by Eric Carle</p> <p>https://youtu.be/75NQK-Sm1YY</p> <p>Talk about what happened first, second, next, etc. as you retell the story.</p> <p>Here's a link to a Very Hungry Caterpillar Hat that you can make to sequence the story. (Your teacher can also send you this file if you would like it)</p> <p>https://www.teacherspayteachers.com/Product/Caterpillar-Hat-4800674</p>	<p>Move about: Going Camping song</p> <p>http://www.LBBJunior.com</p>	<p>Math:</p> <p>Count and Compare-</p> <p>During snack time count how many items you have. Ex: fruit snacks – How many red snacks? How many blue snacks? Which one has more, less? Are they equal?</p> <p>Fine Motor Activity</p> <p><u>P Roll Butterfly Craft</u></p>  <p>BUTTERFLY Toilet Roll Craft</p>  <p>*Use TP roll, coffee filters,</p>

				<p>construction paper to make a butterfly</p> <p>*https://www.lookwerelearning.com/making-spring-butterflies/</p>
Tuesday	<p>Practice Drain Breathing 3 times</p> <p>https://www.youtube.com/watch?v=IhPloOJGC30</p>	<p>Language Group with Ms. Robin</p> <p>(See email from Ms. Robin)</p>	<p>Go on a "bug walk" search for bugs</p>	<p>Fine Motor Activity</p> <p><u>Paper Clip Worms</u></p>  <p>*Cut apart a TP roll, then make a colored worm by sliding paper clips onto the roll. They can use markers to draw eyes.</p> <p>*https://www.yourtherapysource.com/blog1/2018/09/25/clip-worm-fine-motor-activity-freebie/</p>
Wednesday	<p>I Love You Ritual</p> <p>Round and Round the Garden</p>	<p>Watch Bugs, Bugs, Bugs</p> <p>https://youtu.be/H6HKKXuzOIk</p> <p>Talk about or draw a picture about your favorite bug. Why is it your favorite? Would you want to hold one?</p>	<p>Bug Movement- Parents can say: crawl like a spider, wiggle like a worm, jump like a grasshopper, march like an ant, slide like a snail</p>	<p>Math Activity:</p> <p>Measurement Bean Counters - You will need clear packaging tape and large dry lima beans to make a bean counter. Place ten lima beans end to end in the middle of the tape as shown. Fold the top of the tape down, the bottom up, and seal. Trim off the</p>

				<p>ends. Children take the bean counter and place it on the end of the object to be measured. How many beans long is the object?</p>  <p>Have children record their measurements. Ask children to find something in the room that is 2 beans long. Can they find something 5 beans? 10 beans? etc. Put bean counters together and measure the length of the room, playground, and other large areas.</p>
<p>Thursday</p>	<p>Family Sensory Activity: Spring Flower Sensory Bottle- Capture a little nature in a bottle!</p> <p>https://kidscraftroom.com/spring-flower-sensory-bottle-baby-toddler-educational-toy-activity/</p>	<p>Language Group with Ms. Robin</p> <p>(See email from Ms. Robin)</p>	<p>Ride a bike or scooter fast/slow</p>	<p>Science Activity:</p> <p>Fun and excitement awaits you in science! This simple project offers children a basic understanding in chemical reaction, cause and effect relationships, and its just plain fun!!!</p> <p>https://littlebinsforlittlehands.com/balloon-baking-soda-vinegar-experiment-</p>

				kids/
Friday	Family Focus Friday: Create one goal of what you will do as a family to have fun this weekend	<p>Make a My Name Caterpillar</p>  <p>Parents can cut out circles with the child's letters (or child can draw and write their own circles and letters) for students to put in order to make their name. Be sure to share your completed project with your teacher or on your class Facebook page!</p>	<p>A Camping We Will Go:</p> <p>http://youtube.com/kiboomu</p>	<p>Fine Motor Activity: Firefly Craft with Band-aids</p>  <p>*They will need black construction paper. Use neutral colored bandages to make the fireflies bodies, then use colored bandages to make their wings. Use crayons or markers to draw a moon, stars, and the fireflies eyes on the paper.</p>