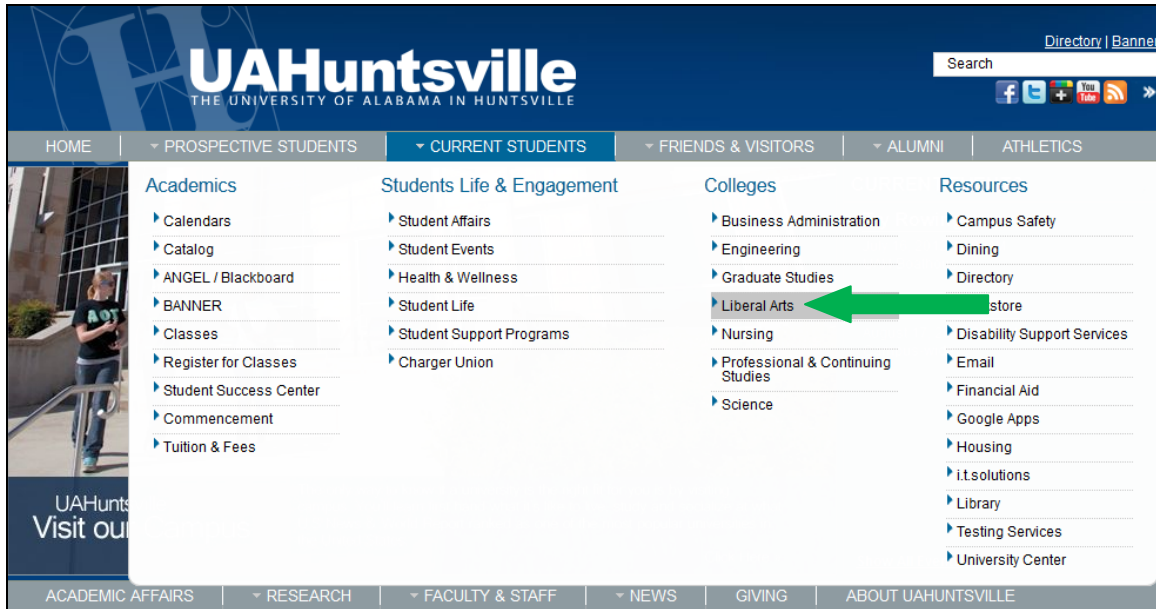


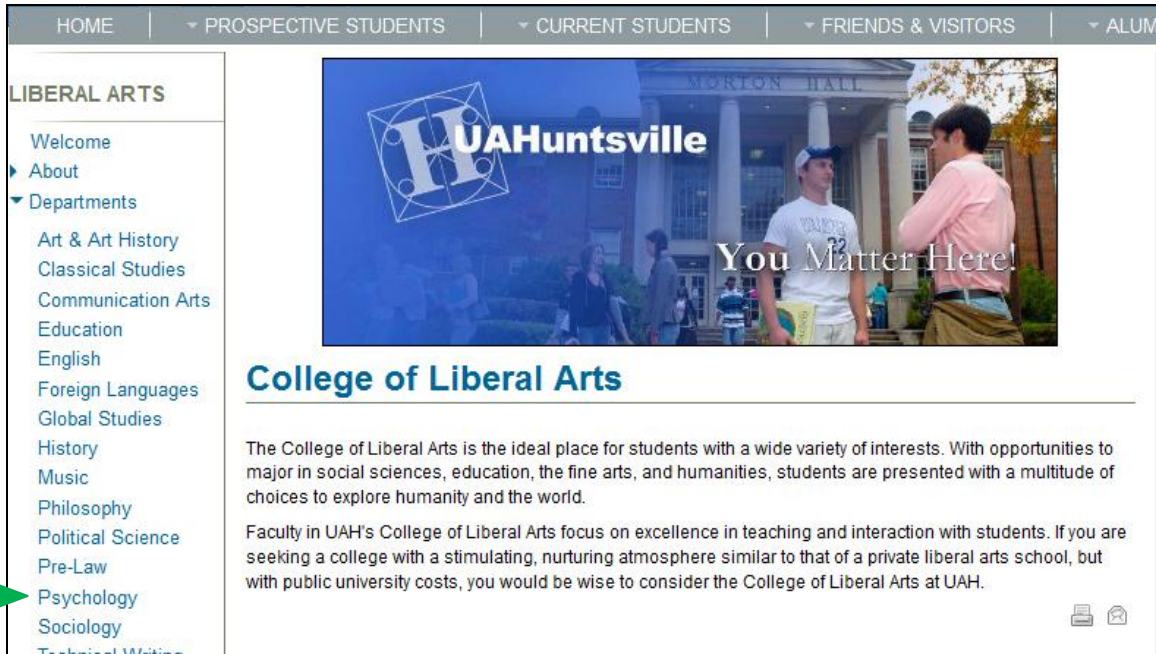
Psychology Experiment Instructions that help you sign up for an experiment in your Psychology course. This will allow you to confirm the date, time, and meeting room of the experiment.

How to sign up for an Experiment for Signupgenius.com:

1. Go to the UAH web site at <http://www.uah.edu>.



2. Select the Current Students tab, then choose the Liberal Arts college.



3. Select the Psychology Department from the list of departments on the left hand side.
4. Once you are on the Psychology Department web page, select the "Experiment Listing" from the left hand side.
5. Browse through the list of experiments. Select one that looks interesting.

Psychology Experiment Instructions that help you sign up for an experiment in your Psychology course. This will allow you to confirm the date, time, and meeting room of the experiment.

English - Spanish Learning Experiment

Session Duration: 1.0 Hours **Credits:** 2 **Experimenters:** Price

Must **NOT** know or have taken any classes in Spanish, or be a native Spanish speaker. If you have previously participated in this experiment, you **CANNOT** participate in this study.

[Download Consent Form](#)

[Go To Signup Page](#)

- If you are under 19, be sure to download and print a copy of the Consent form for your experiment (they are different for each one). Get your parent or guardian to sign the form and bring it with you to the experiment.
- Once you have selected one, click on the “Go to Signup Page” button for the experiment.

Psychology Signups
ENGLISH-SPANISH LEARNING TASK

Session Duration: 1.0 Hours Credits: 2
Experimenters: Price Phone: (256)824-4590

Requirements: Must **NOT** know or have taken any classes in Spanish. If you have previously participated in the Spanish-English Learning Task, you **CANNOT** participate in this study.

*If you fail to show up without notifying us you will lose one activity point. Please make note of day/time/location to avoid problems.

LOCATION: MH 138

CREATED BY: Karl Kuberg [CONTACT ME](#)

Date	Available Slot	
6/28/2012 (Thu. 11:00AM - 12:00PM)	Participant (8) Experimenter: BW	Sign Up
7/2/2012 (Mon. 10:00AM - 11:00AM)	Participant (8) Experimenter: JJB	Sign Up
7/2/2012 (Mon. 11:00AM - 12:00PM)	Participant (8) Experimenter: JJB	Sign Up

- You will now see a list of sessions. Look through the dates & times for one with open slots.
- Click the “Sign Up” button for the date and time you selected. A new page like the following will appear:

Psychology Signups
ENGLISH-SPANISH LEARNING TASK

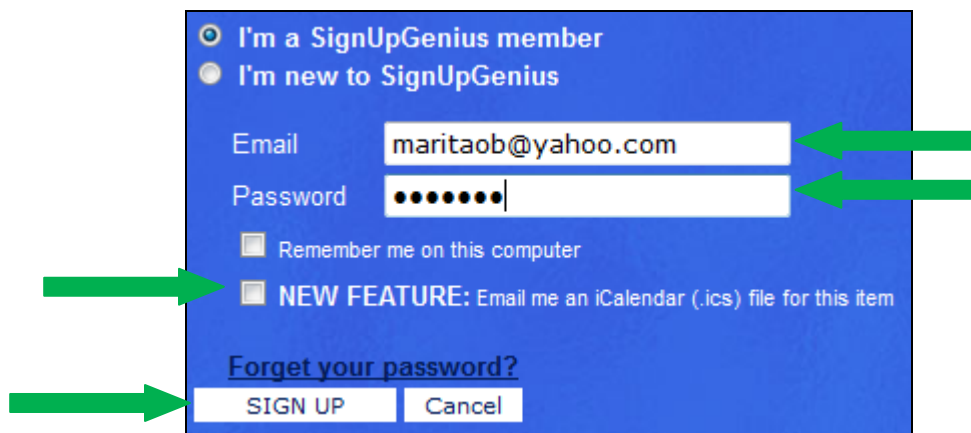
Sign Me Up For:

Date	Available Slot	Qty	My Comment
7/2/2012 (Mon. 10:00AM - 11:00AM)	Participant Experimenter: JJB	1	

I'm a SignUpGenius member
 I'm new to SignUpGenius

Psychology Experiment Instructions that help you sign up for an experiment in your Psychology course. This will allow you to confirm the date, time, and meeting room of the experiment.

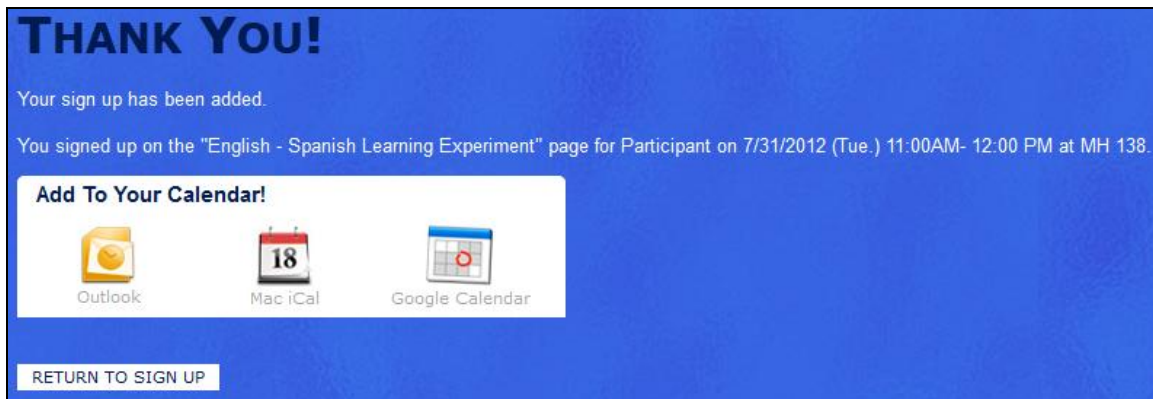
10. Recheck the date and time, then click on “I’m a SignUpGenius member” button.



The screenshot shows a blue sign-up form. At the top, there are two radio buttons: "I'm a SignUpGenius member" (selected) and "I'm new to SignUpGenius". Below are input fields for "Email" (containing "maritaob@yahoo.com") and "Password" (masked with dots). There are two checkboxes: "Remember me on this computer" and "NEW FEATURE: Email me an iCalendar (.ics) file for this item". A link "Forget your password?" is below the checkboxes. At the bottom are "SIGN UP" and "Cancel" buttons. Green arrows point to the selected radio button, the email field, the password field, the "NEW FEATURE" checkbox, the "Forget your password?" link, and the "SIGN UP" button.

- a. Enter your email address and password
- b. Click NEW FEATURE so that you get a confirmation email and entry to your address book.
- c. Click the “Sign Up” button to complete the signup process.

11. At this point you will see a confirmation similar to the following:



12. If you see the confirmation page, you are signed up. Don't be late!!

13. Note the “add to calendar” link here if you wish to add the experiment session to your calendar.