

UNIVERSITY OF ALABAMA IN HUNTSVILLE

INTERNATIONAL STUDENT AND SCHOLAR OFFICE - INTERNATIONAL STUDENT* ENROLLMENT

FALL 2011-SPRING 2012

Country	Fall 2011	Spring 2012				
1. Australia	1	1	48	South Korea	22	15
2. Bangladesh	2	5	49	Spain	2	3
3. Barbados	1	1	50	Sri Lanka	1	1
4. Bermuda	2	2	51	Switzerland	2	2
5. Brazil	5	5	52.	Taiwan	1	1
6. Burma	2	1	53.	Tanzania	1	1
7. Canada	20	19	54.	The Bahamas	2	2
8. Chile	2	2	55.	Turkey	1	2
9. China	95	89	56.	United Arab Emirates	0	1
10. Columbia	2	1	57	United Kingdom	2	2
11. Egypt	2	5	58	Venezuela	2	1
12. Finland	1	1	59	Vietnam	6	8
13. France	4	1	60	Yugoslavia	1	1
14. Gambia	1	1				
15. Germany	5	5				
16. Ghana	2	2				
17. Guatemala	3	2				
18. Hong Kong	1	1				
19. Iceland	3	5				
20. India	78	78				
21. Indonesia	0	2				
22. Iran	7	8				
23. Iraq	1	0				
24. Italy	5	5				
25. Jamaica	1	1				
26. Japan	19	14				
27. Jordan	2	2				
28. Kenya	3	1				
29. Kuwait	0	1				
30. Libya	0	1				
31. Malaysia	2	2				
32. Mexico	1	1				
33. Moldova	1	1				
34. Morocco	0	3				
35. Nepal	13	13				
36. Nicaragua	0	1				
37. Nigeria	7	8				
38. Pakistan	2	1				
39. Peru	4	3				
40. Philippines	1	1				
41. Republic of Georgia	3	3				
42. Saint Lucia	1	1				
43. Saudi Arabia	5	8				
44. Senegal	0	2				
45. Serbia	1	0				
46. Serbia-Montenegro	3	3				
47. South Africa	2	3				

Top 5 countries represented Fall 2011

China	95
India	78
South Korea	22
Canada	20
Japan	19

Top 5 countries represented Spring 2012

China	89
India	78
Canada	19
South Korea	15
Japan	14

TOTAL

359 356

updated 3/13/2012

*Defined as all non-immigrants (F-1, J-1, H, TN, etc.) enrolled in any number of hours in the given semester.

Total International Enrollment by college Fall 2011 & Spring 2012

	Fall 2011	Spring 2012
Busin	84	93
Engin	123	122
Libera	14	13
Nursin	5	2
Scienc	83	78
Under	50	48

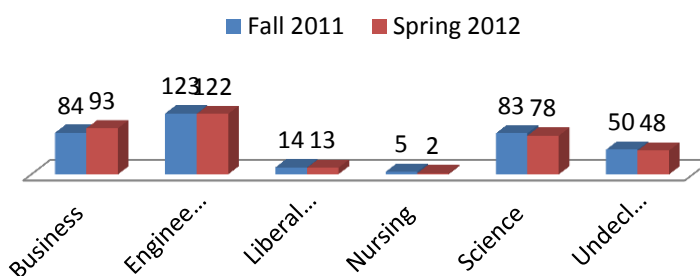
Total International Enrollment by level Fall 2011 & Spring 2012

	Fall 2011	Spring 2012
Gradu	182	174
Under	131	138
Non D	46	44

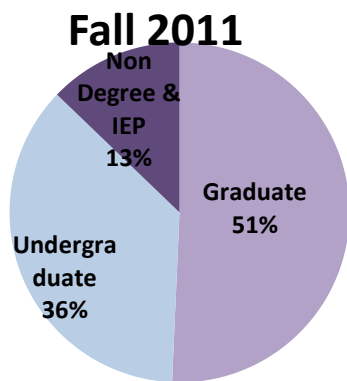
F1 Visa by college Fall 2011 & Spring 2012

Colleg	Fall 2011	Spring 2012
Busin	74	83
Engin	116	115
Libera	12	9
Nursin	4	1
Scienc	76	72
Under	35	21

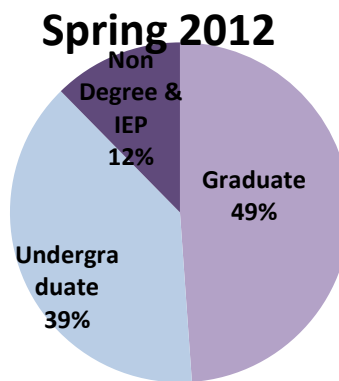
Total International Enrollment by College Fall 2011- Spring 2012



Total International Enrollment by Level Fall 2011



Total International Enrollment by Level Spring 2012



VISA STATUS

Semester	F1	J1	OTHERS (E,H,L,NS,R,TN,etc)
Fall 2011	317	6	36
Spring 2012	301	21	34

F1 Visa by college Fall 2011 & Spring 2012

College	Fall 2011	Spring
Business	74	83
Engineering	116	115
Liberal Arts	12	9
Nursing	4	1
Science	76	72
ND/IEP**	35	21

*Defined as all non-immigrants (F-1, J-1, H, TN, etc.) enrolled in any number of hours in the given semester.

** Non Degree or Intensive English Program

updated 3/13/2012