



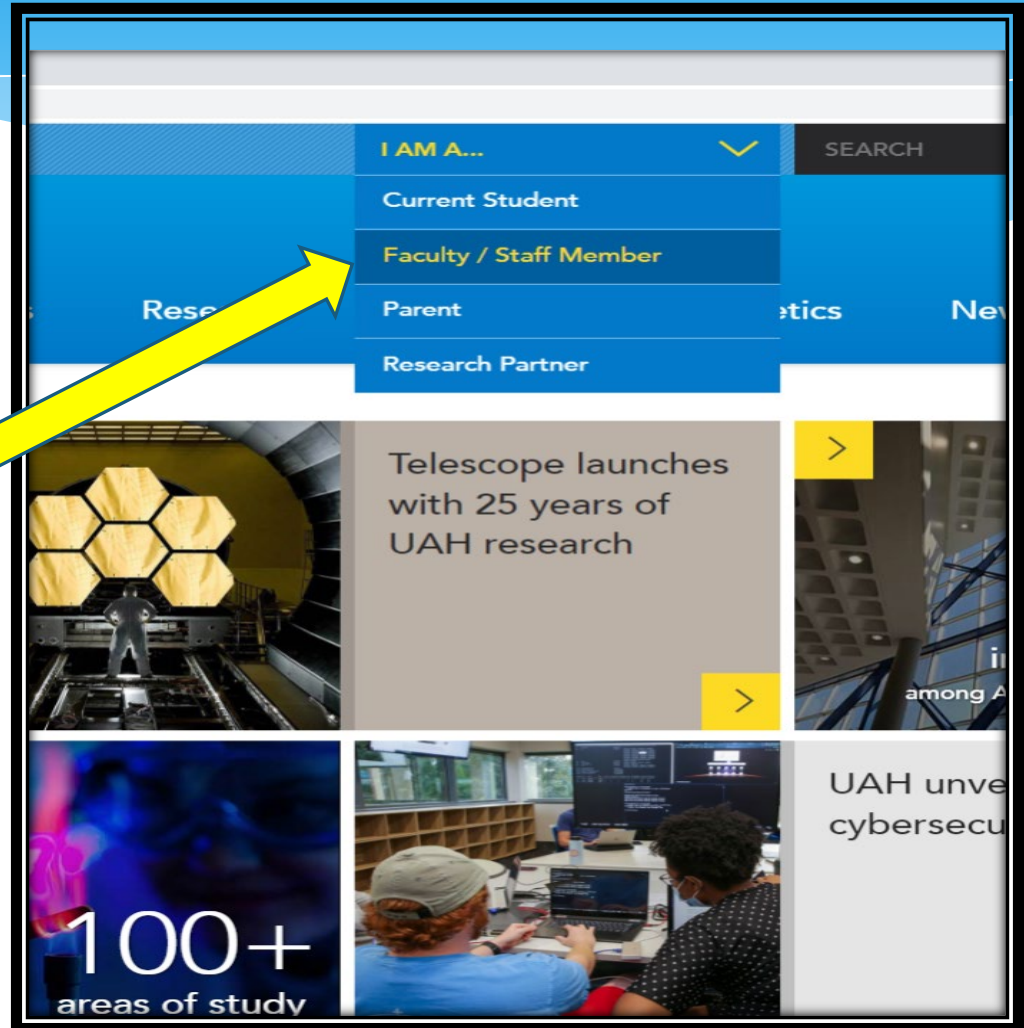
# **The University of Alabama in Huntsville Office of Budget and Management Information Banner Finance Self-Service Training**

## **How to Log In to Banner Finance**

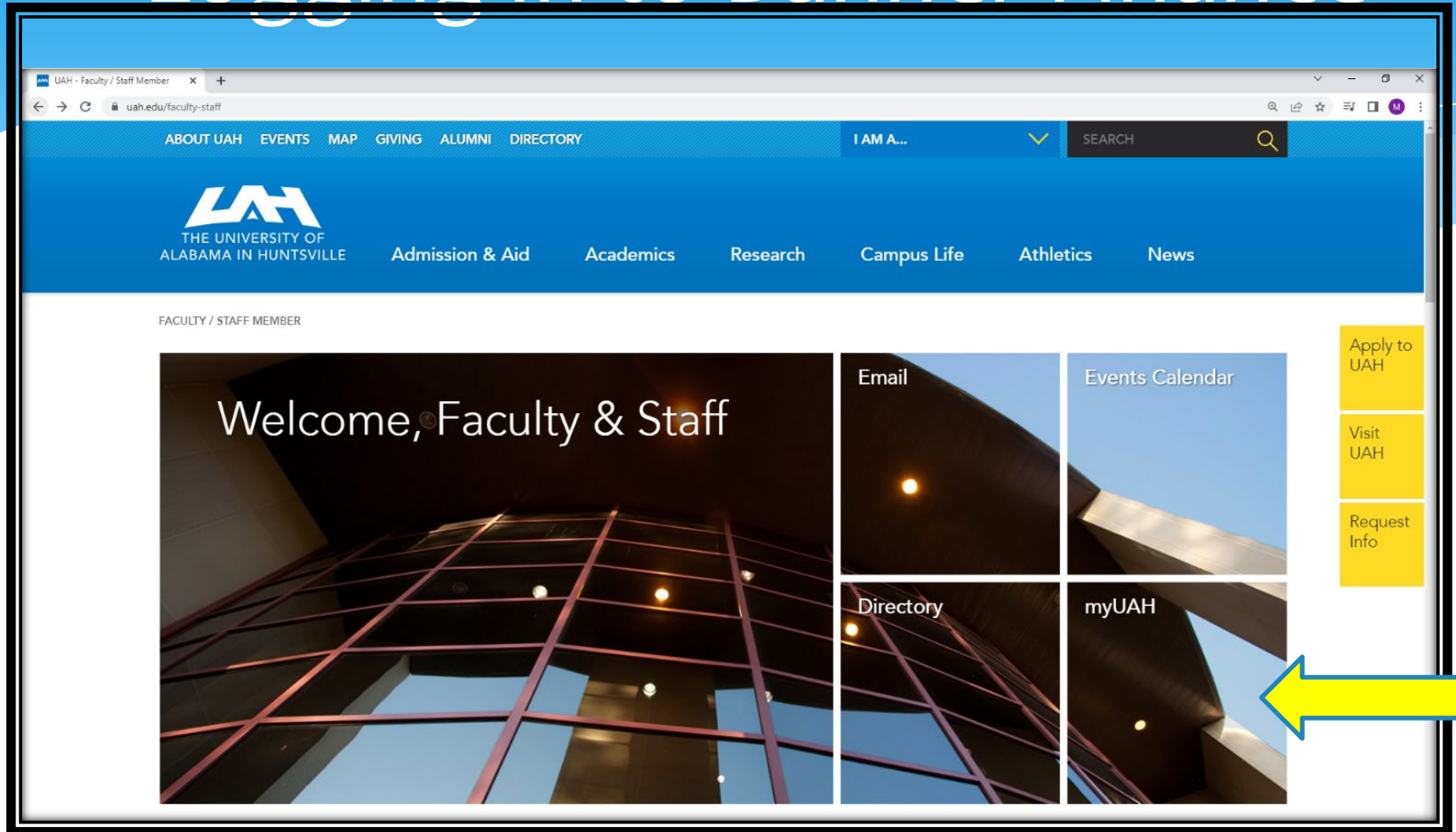
# Logging In to Banner Finance

First, access the UAH website:  
<https://www.uah.edu>

Select **Faculty/Staff Member** from  
the **I AM A...** drop down menu.

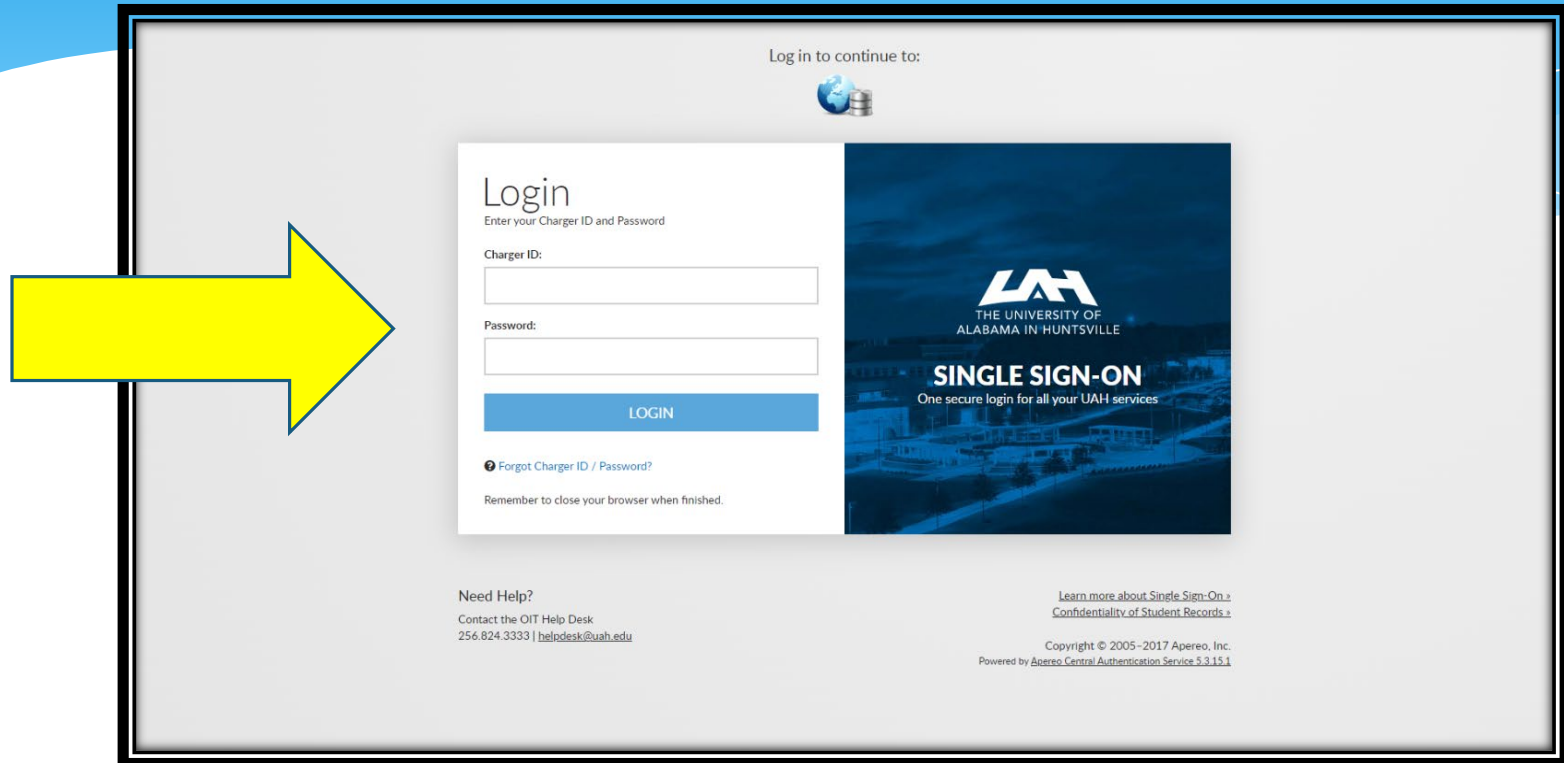


# Logging In to Banner Finance




Select the myUAH panel to take you to the UAH Single-Sign-On page.

# Logging In to Banner Finance



The screenshot shows the Banner Finance login interface. At the top, it says "Log in to continue to:" followed by a globe icon. Below this is a "Login" form with the instruction "Enter your Charger ID and Password". The form has two input fields: "Charger ID:" and "Password:". Below the fields is a blue "LOGIN" button. Under the button is a link for "Forgot Charger ID / Password?". A reminder at the bottom of the form says "Remember to close your browser when finished." To the right of the form is a "SINGLE SIGN-ON" banner with the UAH logo and the text "One secure login for all your UAH services". At the bottom left, there is a "Need Help?" section with contact information for the OIT Help Desk. At the bottom right, there are links for "Learn more about Single Sign-On" and "Confidentiality of Student Records", along with copyright information for Apereo, Inc.

Log in to continue to:



**Login**  
Enter your Charger ID and Password

Charger ID:

Password:

**LOGIN**

[Forgot Charger ID / Password?](#)

Remember to close your browser when finished.

**SINGLE SIGN-ON**  
One secure login for all your UAH services

**Need Help?**  
Contact the OIT Help Desk  
256.824.3333 | [helodesk@uah.edu](mailto:helodesk@uah.edu)

[Learn more about Single Sign-On »](#)  
[Confidentiality of Student Records »](#)

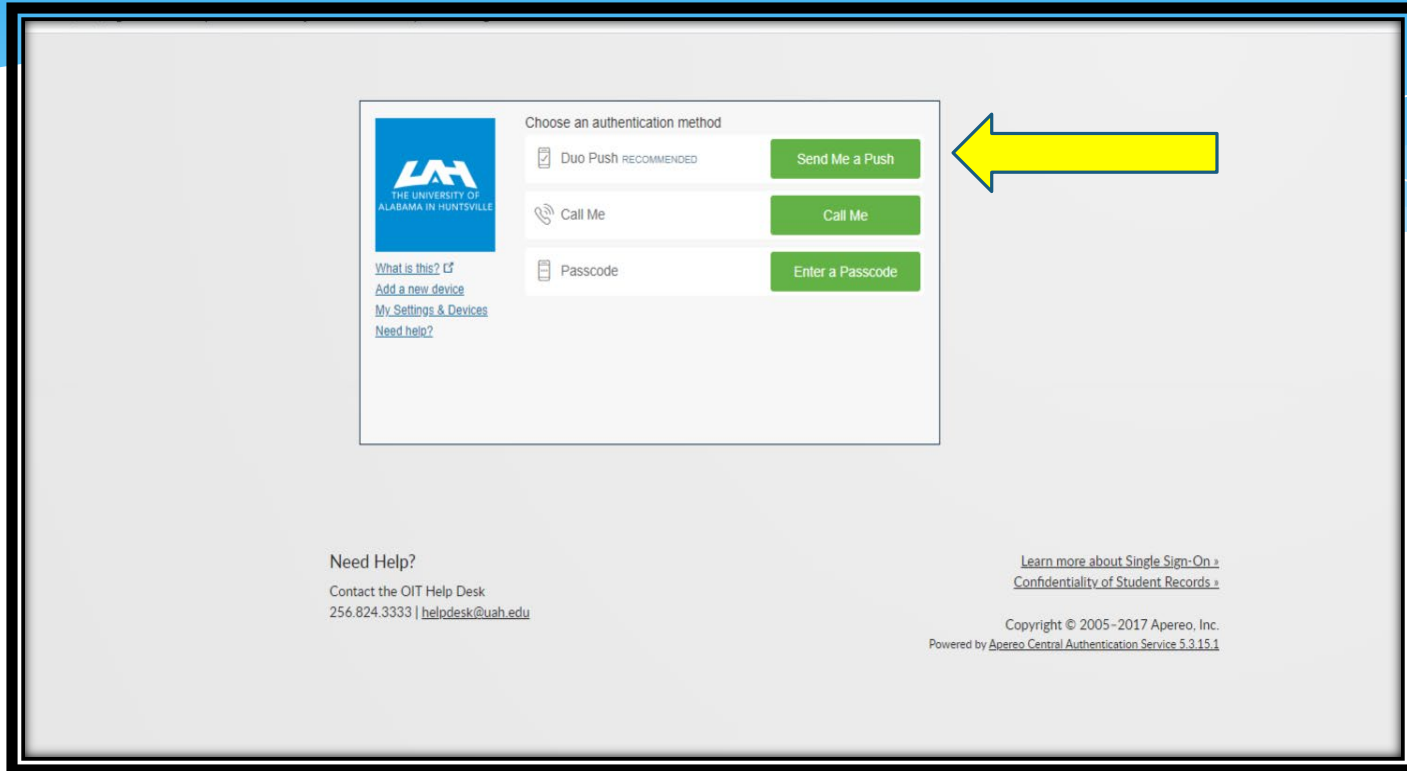
Copyright © 2005–2017 Apereo, Inc.  
Powered by [Apereo Central Authentication Service 5.3.15.1](#)

**Enter your Charger ID and Password and Click Login**

Don't know your Charger ID?

UAH employees can find their Charger ID on their Charger Card. If you know your A-number and you have established a mobile phone number, non-UAH email address, or security questions in Banner, you may learn your Charger ID and/or reset your password at [reset.uah.edu](https://reset.uah.edu).

# Logging In to Banner Finance



**THE UNIVERSITY OF ALABAMA IN HUNTSVILLE**

[What is this?](#) [Add a new device](#) [My Settings & Devices](#) [Need help?](#)

Choose an authentication method

<input checked="" type="checkbox"/> Duo Push RECOMMENDED	Send Me a Push
<input type="checkbox"/> Call Me	Call Me
<input type="checkbox"/> Passcode	Enter a Passcode

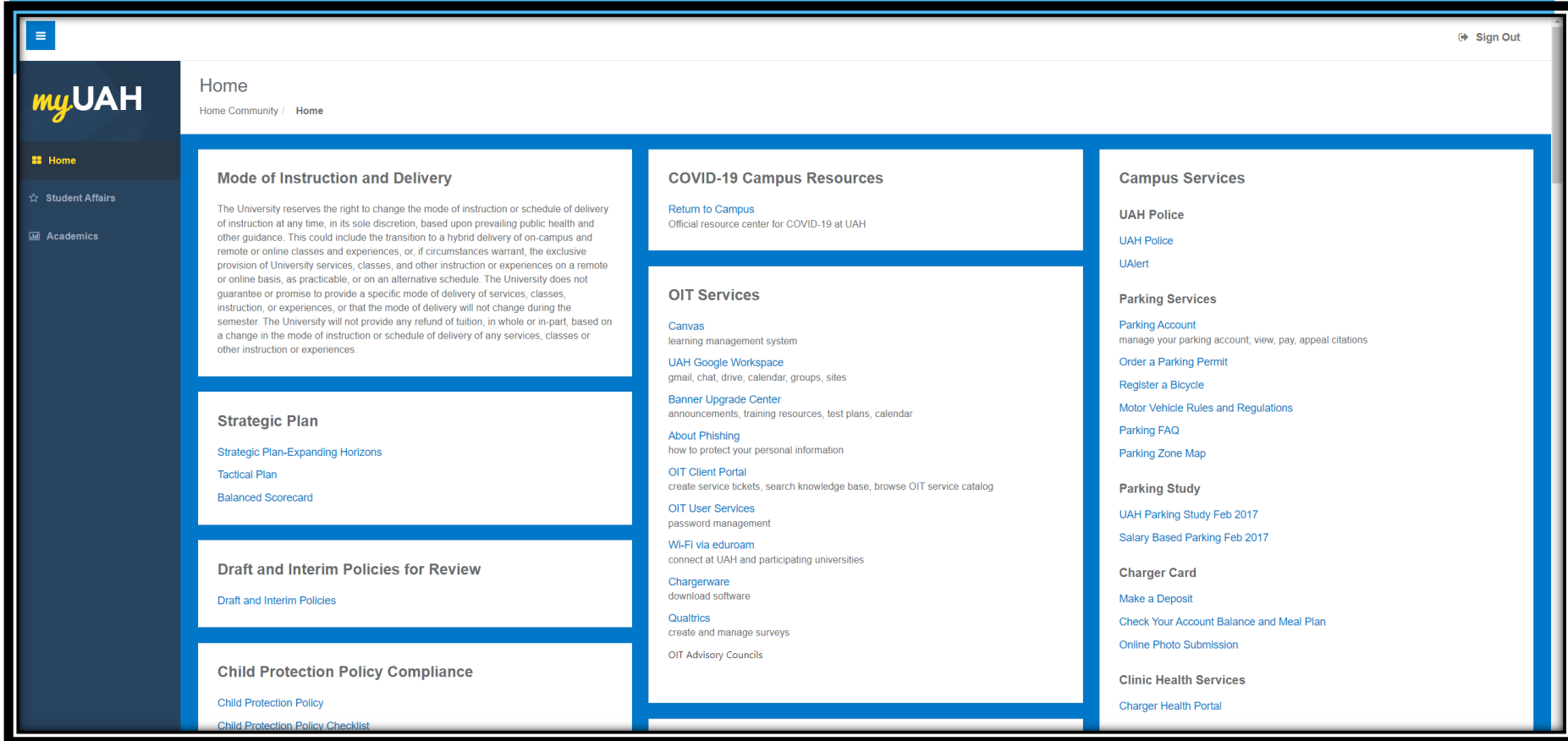
**Need Help?**  
Contact the OIT Help Desk  
256.824.3333 | [helodesk@uah.edu](mailto:helodesk@uah.edu)

[Learn more about Single Sign-On »](#)  
[Confidentiality of Student Records »](#)

Copyright © 2005–2017 Apereo, Inc.  
Powered by [Apereo Central Authentication Service 5.3.15.1](#)

Select your authentication method, typically ‘Send Me a Push.’ You then verify access through the Duo Mobile phone app. Have questions about Duo? Click [this link](#) or visit the OIT website and select Services and Duo from the left menu.

# Logging In to Banner Finance



The screenshot displays the myUAH Home page. At the top, a blue banner contains the title 'Logging In to Banner Finance'. Below this, the myUAH interface is shown. On the left is a dark blue sidebar with the myUAH logo and navigation links for Home, Student Affairs, and Academics. The main content area has a white header with a 'Home' title and a 'Sign Out' link. The content is organized into three columns. The left column features sections for 'Mode of Instruction and Delivery', 'Strategic Plan', 'Draft and Interim Policies for Review', and 'Child Protection Policy Compliance'. The middle column contains 'COVID-19 Campus Resources' and 'OIT Services'. The right column lists 'Campus Services' including UAH Police, Parking Services, Parking Study, Charger Card, and Clinic Health Services. Each section contains links to various university resources and services.

**myUAH**

Home

Home Community / Home

**Mode of Instruction and Delivery**

The University reserves the right to change the mode of instruction or schedule of delivery of instruction at any time, in its sole discretion, based upon prevailing public health and other guidance. This could include the transition to a hybrid delivery of on-campus and remote or online classes and experiences, or, if circumstances warrant, the exclusive provision of University services, classes, and other instruction or experiences on a remote or online basis, as practicable, or on an alternative schedule. The University does not guarantee or promise to provide a specific mode of delivery of services, classes, instruction, or experiences, or that the mode of delivery will not change during the semester. The University will not provide any refund of tuition, in whole or in-part, based on a change in the mode of instruction or schedule of delivery of any services, classes or other instruction or experiences.

**Strategic Plan**

[Strategic Plan-Expanding Horizons](#)

[Tactical Plan](#)

[Balanced Scorecard](#)

**Draft and Interim Policies for Review**

[Draft and Interim Policies](#)

**Child Protection Policy Compliance**

[Child Protection Policy](#)

[Child Protection Policy Checklist](#)

**COVID-19 Campus Resources**

[Return to Campus](#)

Official resource center for COVID-19 at UAH

**OIT Services**

[Canvas](#)  
learning management system

[UAH Google Workspace](#)  
gmail, chat, drive, calendar, groups, sites

[Banner Upgrade Center](#)  
announcements, training resources, test plans, calendar

[About Phishing](#)  
how to protect your personal information

[OIT Client Portal](#)  
create service tickets, search knowledge base, browse OIT service catalog

[OIT User Services](#)  
password management

[Wi-Fi via eduroam](#)  
connect at UAH and participating universities

[Chargerware](#)  
download software

[Qualtrics](#)  
create and manage surveys

[OIT Advisory Councils](#)

**Campus Services**

**UAH Police**

[UAH Police](#)

[UAlert](#)

**Parking Services**

[Parking Account](#)  
manage your parking account; view, pay, appeal citations

[Order a Parking Permit](#)

[Register a Bicycle](#)

[Motor Vehicle Rules and Regulations](#)

[Parking FAQ](#)

[Parking Zone Map](#)

**Parking Study**

[UAH Parking Study Feb 2017](#)

[Salary Based Parking Feb 2017](#)

**Charger Card**

[Make a Deposit](#)

[Check Your Account Balance and Meal Plan](#)

[Online Photo Submission](#)

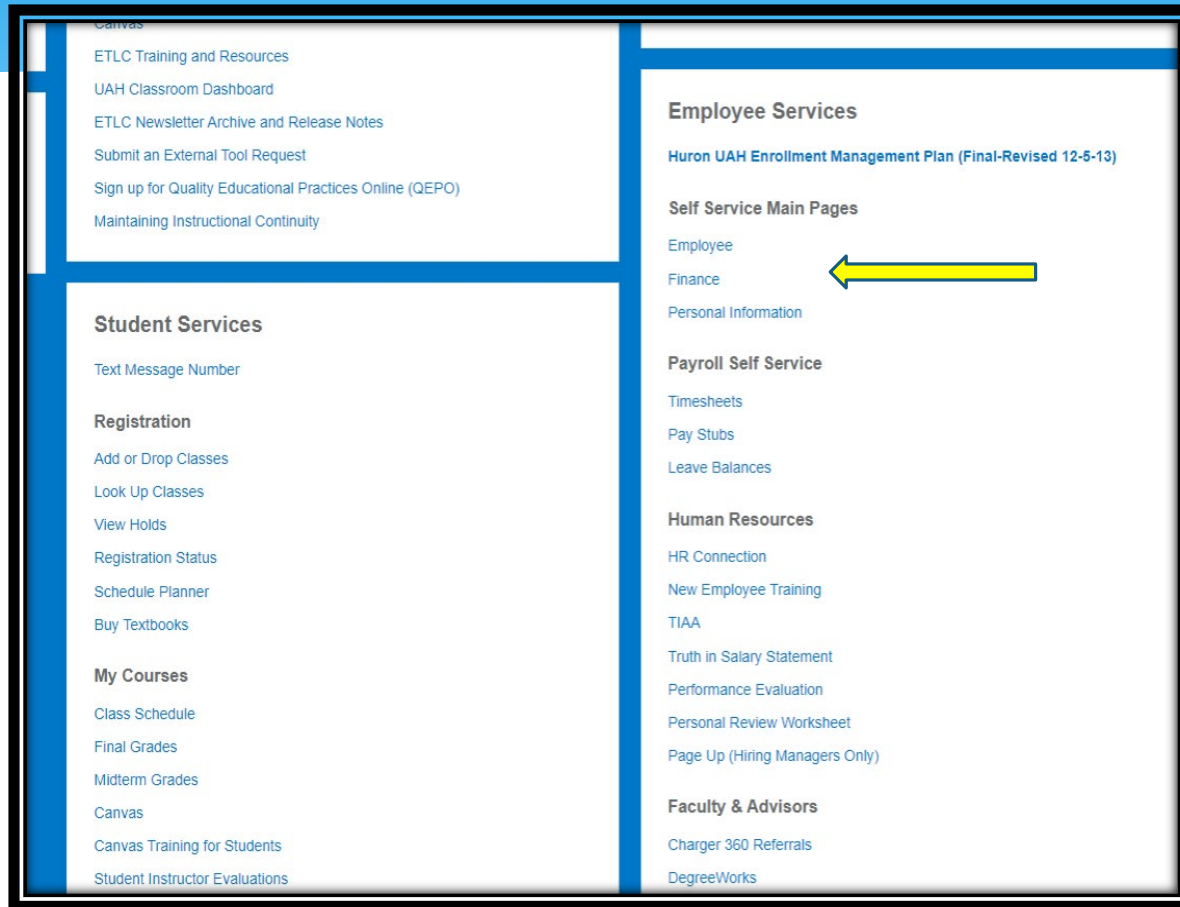
**Clinic Health Services**

[Charger Health Portal](#)

[Sign Out](#)

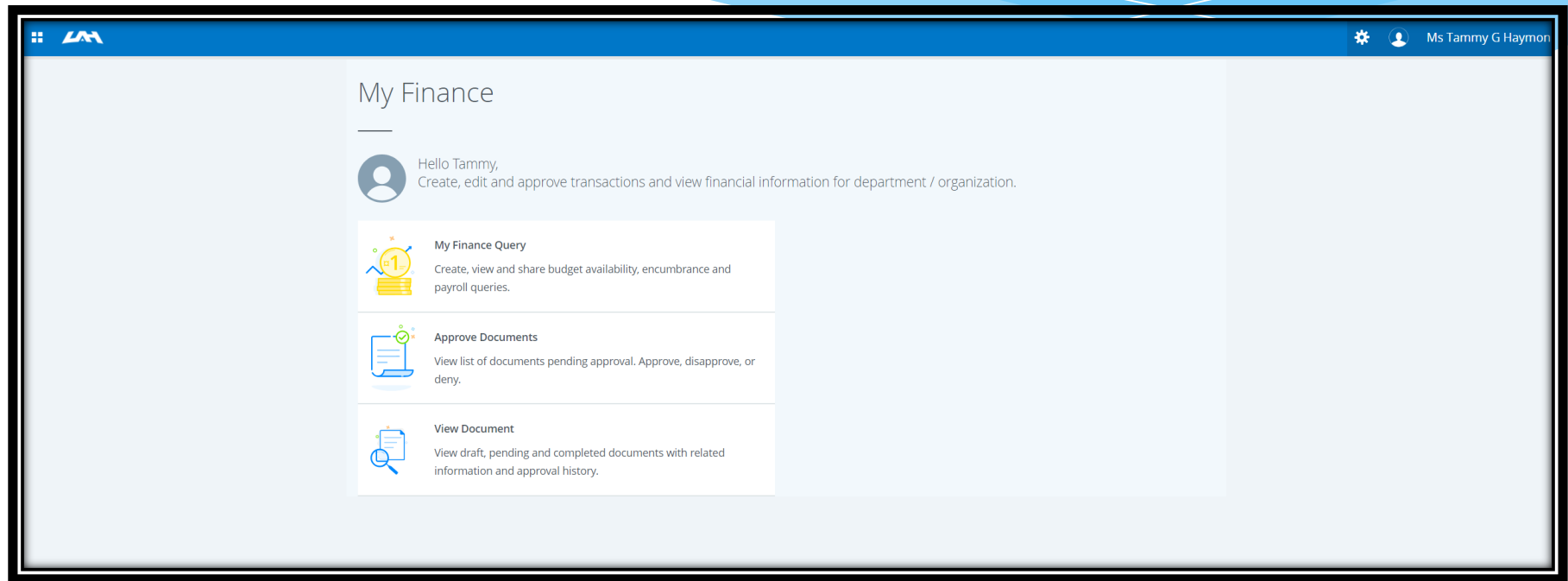
You are now at the myUAH (my.uah.edu) Home page.

# Logging In to Banner Finance



Scroll down until you get to the Employee Services section on the right side of the screen. Select “Finance” under the Self Service Main Pages.

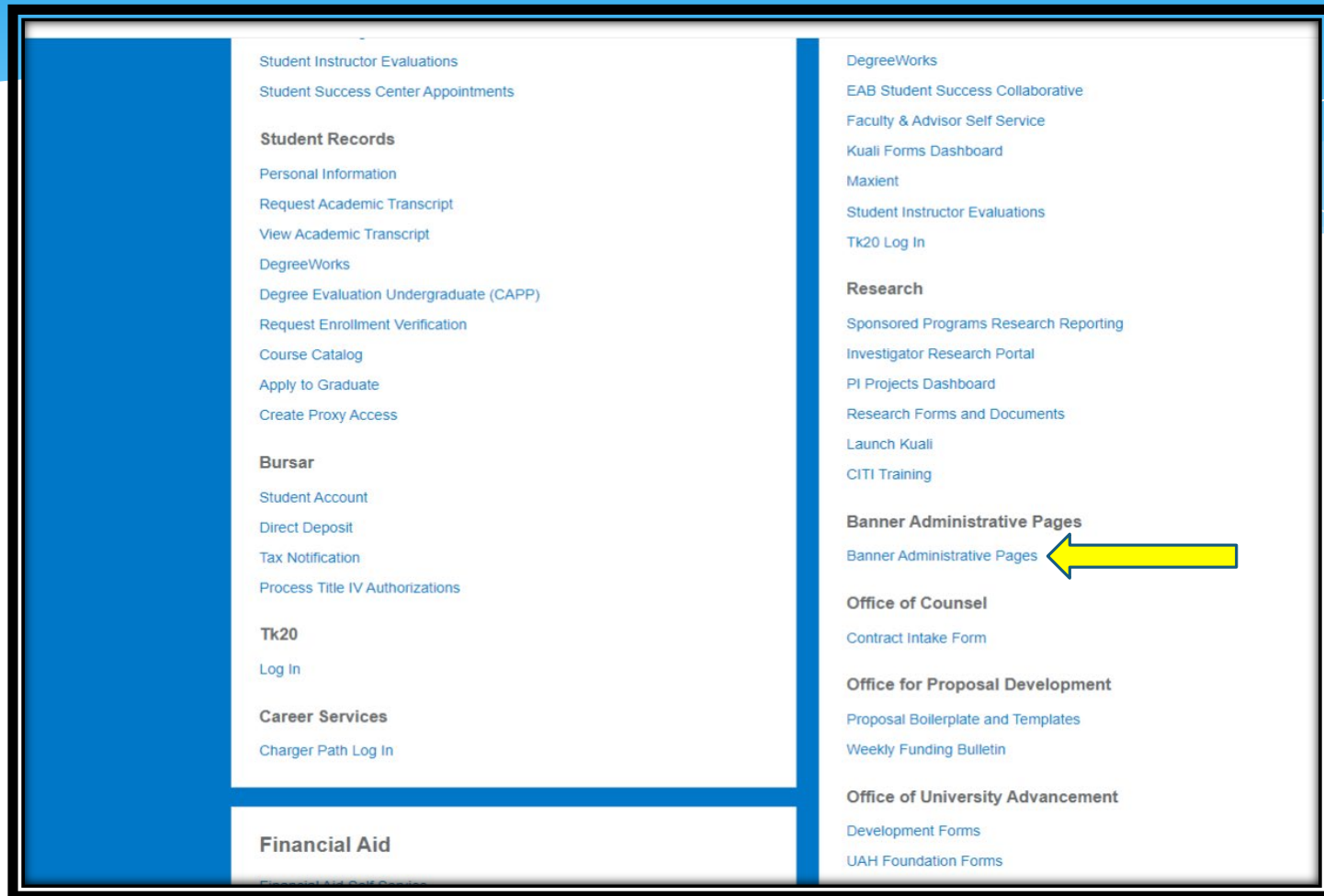
# My Finance Self-Service Main Screen



This will take you to the main screen for Banner Finance Self-Service.

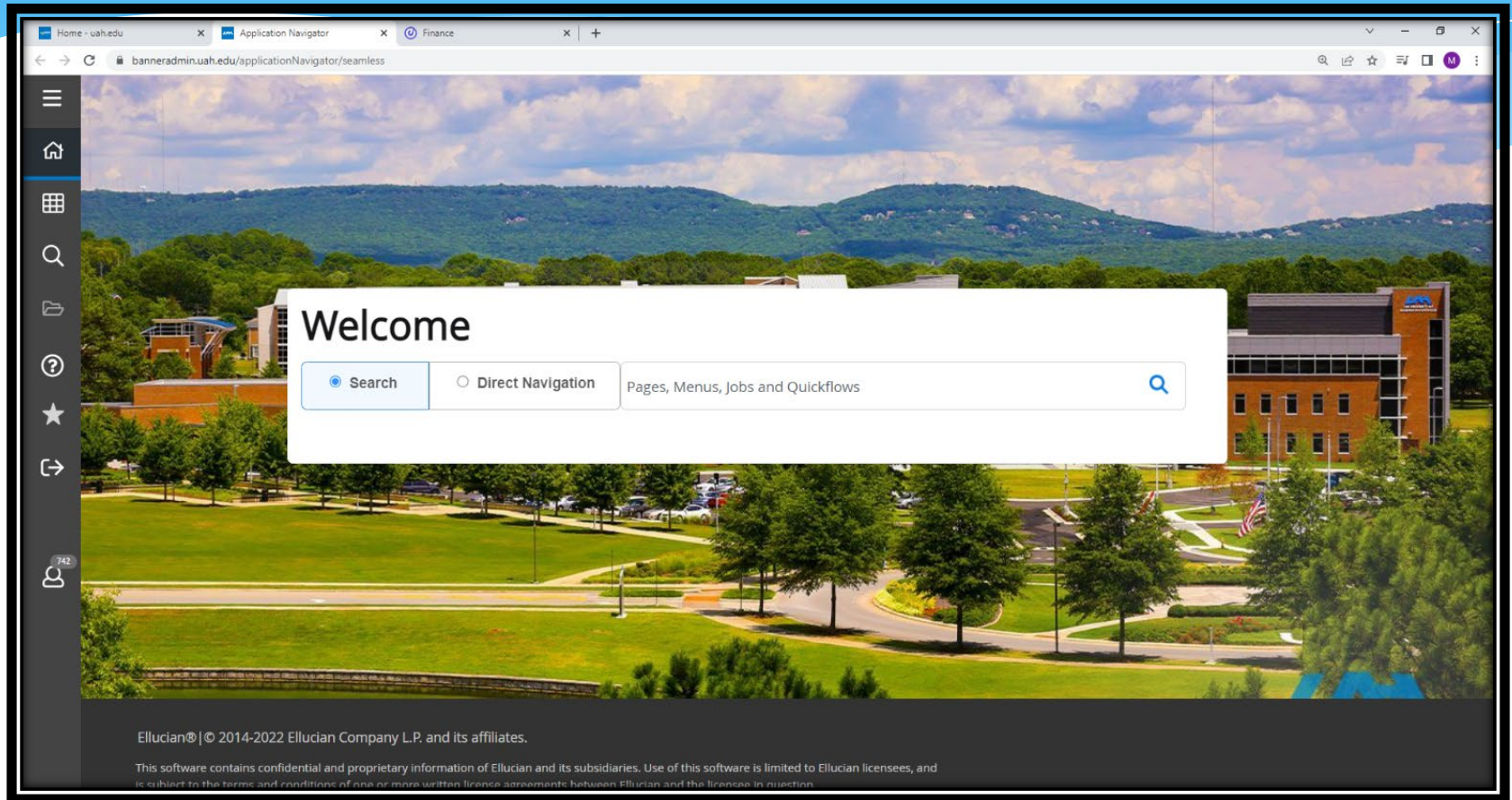


# Logging In to Banner Finance



Continue to scroll down the Employee Services box if you need to access Banner Admin (Internet Native Banner). Click on the link.

# Logging In to Banner Finance



You arrive at the Banner Admin ([banneradmin.uah.edu](https://banneradmin.uah.edu)) main screen.



# Questions?



Contact us!

Website: [uah.edu/budget/self-service-help](http://uah.edu/budget/self-service-help)

Melissa Brown if you are in Research or the Colleges: [mab0063@uah.edu](mailto:mab0063@uah.edu); Ext 5217

Tammy Haymon if you are in any other Area: [tgh0008@uah.edu](mailto:tgh0008@uah.edu); Ext 2242