

UAHuntsville
Financial Summary
Presented to Staff Senate

February 18, 2009

Total FY 2008-09 Operating Budget:

Opening \$165 Million

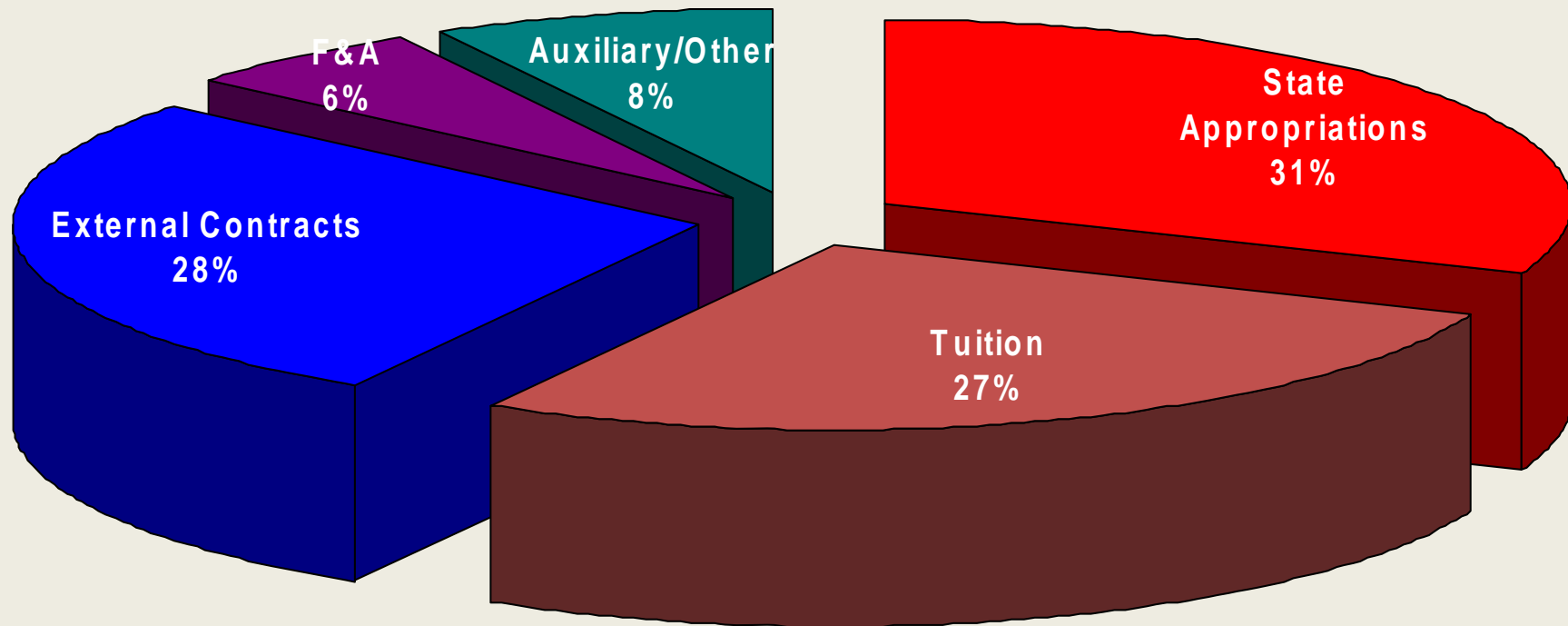
Total FY 2008-09 Operating Budget

Primary Revenue Sources (in millions):

State Appropriations	\$ 51.5
Tuition	44.9
External Contracts	45.5
F&A	9.8
Auxiliary/Other	<u>13.3</u>
Total	\$165.0

Total FY 2008-09 Operating Budget

Primary Revenue Sources (in millions):



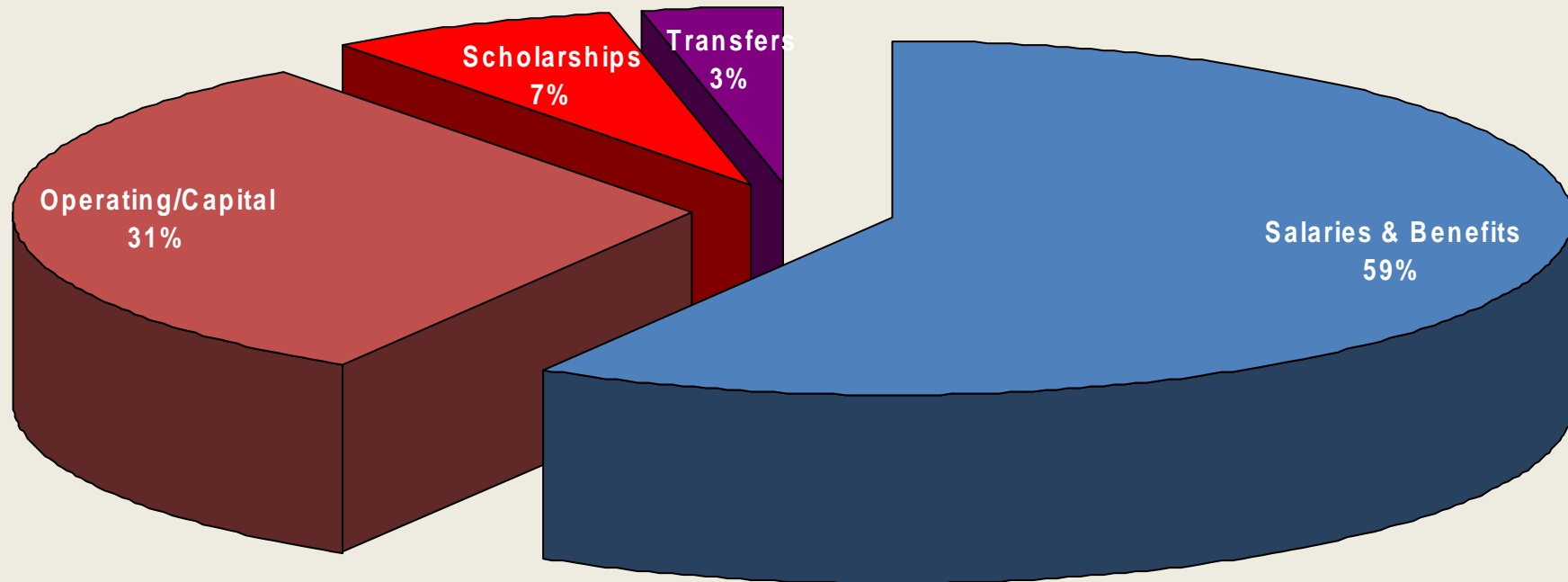
■ State Appropriations ■ Tuition ■ External Contracts ■ F&A ■ Auxiliary/Other

Total FY 2008-09 Operating Budget

Expenditure Base (in millions):

Salaries & Benefits	\$ 96.7
Operating/Capital	51.4
Scholarships	11.4
Transfers	<u>5.5</u>
Total	\$165.0

Total FY 2008-09 Operating Budget Expenditure Base (in millions):



■ Salaries & Benefits ■ Operating/Capital ■ Scholarships ■ Transfers

What are the primary sources of our current financial stress?

State Appropriations

Tuition & fees, other student charges

Investment Income

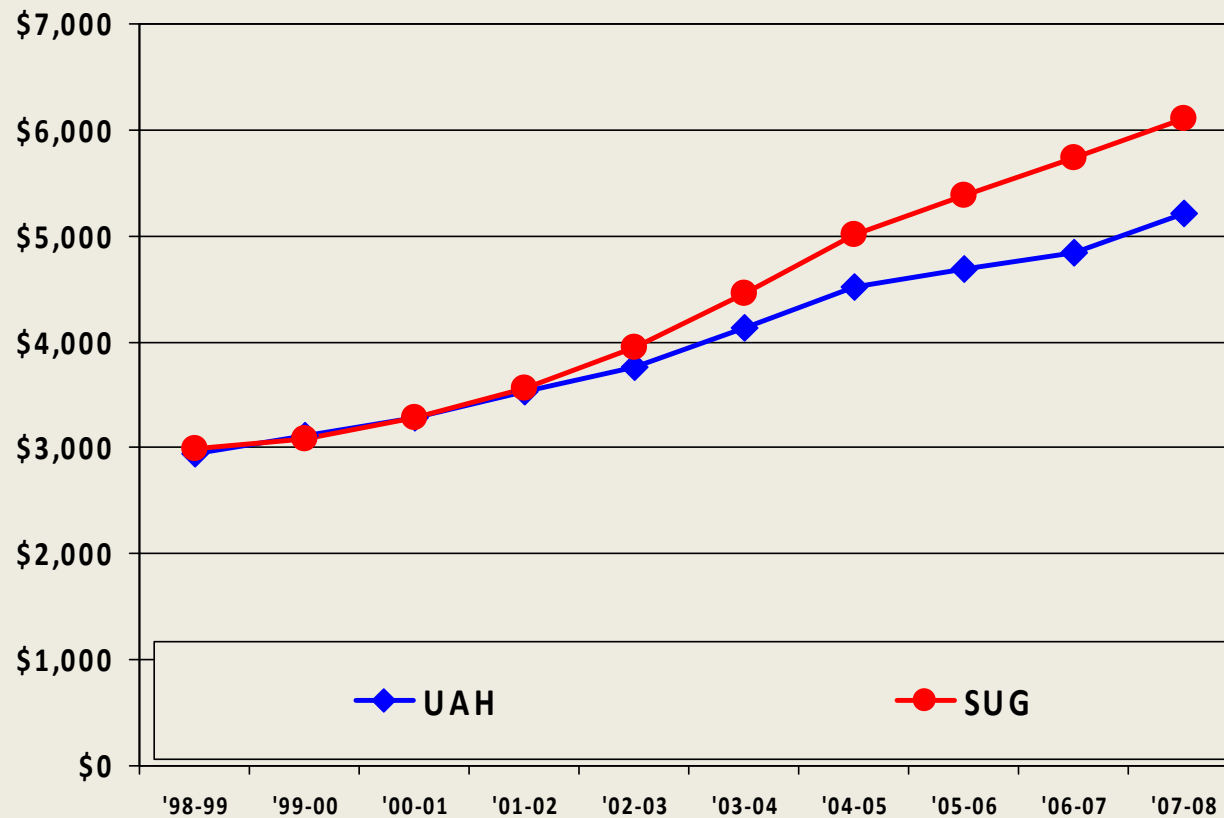
Fixed Costs: Utilities, Insurance

Mandated Costs: TRS Matching, PEEHIP

Financial Stress Sources: State Appropriations

FY 2007-08 Opening		\$58.1 Million
FY 2008-09 Reduction	11.3%	6.6 Million
FY 2008-09 Opening		\$51.5 Million
FY 2008-09 Proration	9.0%	4.6 Million
FY 2009-10 Proposed	2.9%	1.4 Million
FY 2009-10 Opening		\$45.5 Million
Total		\$12.6 Million

Tuition & Fees-Undergraduate In-State (30 Hours)



Financial Stress Sources

Investment Income FY 2007 Actual **\$ 9.3 Million**

Investment Income FY 2008 Actual **(\$ 8.1) Million**

Net change in two years **(\$17.4) Million**

Investment Losses FY 2009 1st Quarter **(13.0%)**

Financial Stress Sources

Mandated and Fixed Costs

2008-09:

TRS Matching	\$542,000
PEEHIP	150,000
Utilities	573,000

Future Problems: TRS Matching, PEEHIP, Utilities, Health Insurance, Scholarships, Maintenance Service Contracts.

Recurring vs Non-Recurring

Recurring

Most personnel expenses, scholarships, some operating and equipment expenses, debt payments

Non-Recurring

Many capital projects, travel expenses, some operating and equipment expenses

Plans are currently under development

March 2 Plans submitted for FY 2009 proration of \$4.6 million.

April 1 Plans submitted for recurring reductions for FY 2010 and beyond.

Campus will be kept informed through periodic correspondence from the President and Vice Presidents.

Budget materials and information are available at:

<http://www.uah.edu/admin/Budget/budgetinfo.php>